



**BULLSHOOTER™**

# **TKO™**

**TOURNAMENT KING ONLINE**

## Operator Setup Guide!



- 8, 16, 32, 64 Bracket Sizes
- Singles & Doubles
- Best of Support
- Single & Double Elimination
- Selectable Targets: 13" or 15"



**Get a subscription to [TournamentKingOnline.com](http://TournamentKingOnline.com)**

**Contact Arachnid with any questions.**  
**1.800.435.8319 / 815.654.0212**

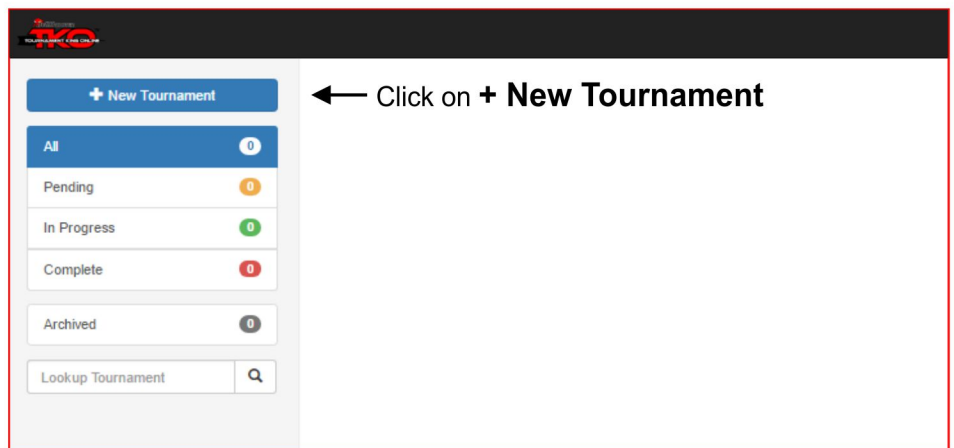
# Congratulations on receiving your subscription to the future of tournament play on the Galaxy 3 Live dartboard.

## Welcome to Tournament King Online!

- 1 Log in with associated email and password

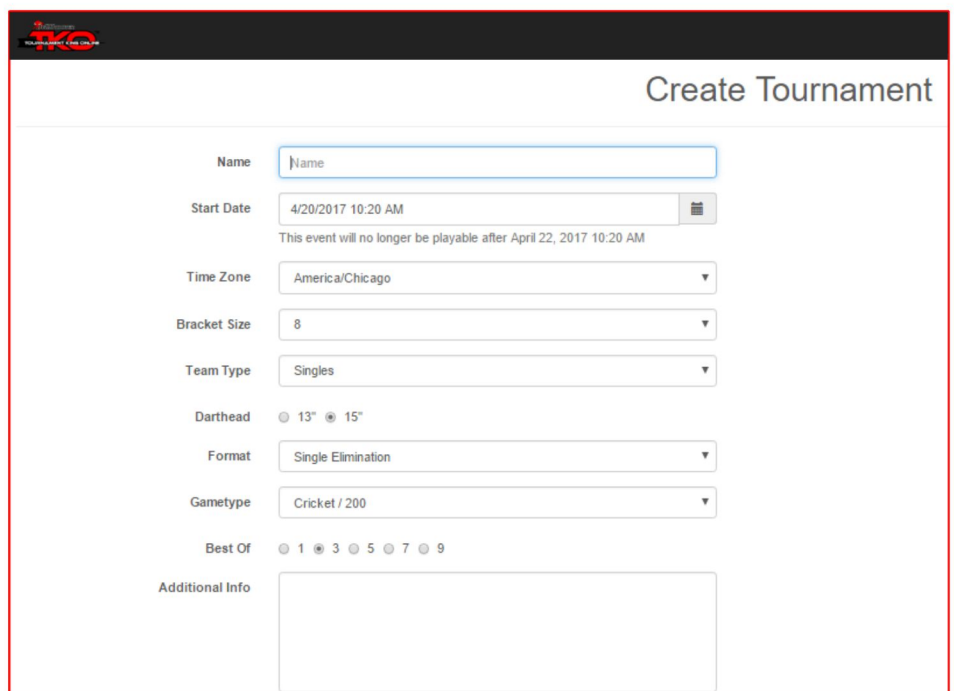


- 2 Getting Started with a Tournament



- 3 Setting up the tournament

- Name the event
- Set the Start Date & Time
- Select the Time Zone
- Choose Bracket Size
- Set the Team Type
- Choose Darthead
- Select the Format
- Set the Gametype
- Choose Best of



● Naming the event

Name

Name

● Setting Start Date & Time

- Click the calendar

*Pay attention to "AM" or "PM"*

Start Date

4/20/2017 10:10 AM



This event will no longer be playable after April 22, 2017 10:10 AM

*Events end in 2 days from the start time.*

● Set the Time Zone for your region

Time Zone

America/Chicago

● Choose bracket size

- 4, 8, 16, 32, 64

Bracket Size

8

*Byes are automatically added if in the event the bracket is not full.*

● Team Type

- Singles (one player)
- Doubles (two players)

Team Type

Singles

*All Doubles X01 games use Freeze Rule & All Doubles Cricket games use stacked scores.*

● Choose Darthead

Darthead



13"



15"

*This option can not be changed at the board once tournament begins - it is recommended to use the 13" for elite players.*

● Select the format

- Single Elimination - No Loser's bracket
- Double Elimination - Lose twice to be eliminated

Format

Single Elimination

● Set the Gametype(s)

- Cricket / 200
- Cricket / 200, 501 OI/OO, Cricket / 200
- 501 OI/OO, Cricket / 200, 501 OI/OO
- 501 Open In / Open Out
- 501 Open In / Double Out
- 501 Double In / Double Out
- 701 Open In / Open Out
- 701 Open In / Double Out
- 701 Double In / Double Out
- \*PC Red – 501 OI/DO, Cricket/200, 501 OI/DO, Cricket/200, Cricket/200: **Best of 5 games - X01 games use Double Bull**
- \*PC Blue – 501 OI/DO, Cricket/200, 501 OI/DO, Cricket/200, 501 OI/DO, Cricket/200, Cricket/200: **Best of 7 games - X01 games use Double Bull**
- \*PC White – 501 OI/DO, Cricket/200, Cricket/200: **Best of 3 games - X01 games use Double Bull**
- \*PC Women – 501 OI/DO, Cricket/200, 501 OI/DO, Cricket 200, Cricket/ 200: **Best of 5 games - X01 games use Single Bull**

Gametype

Cricket / 200

- Best of
  - # of games needed to advance

Best Of  1  3  5  7  9

*\*This option is also available in Double Elimination brackets*

*\*These options are only available in Double Elimination brackets*

- Loser's Bracket Options
  - Play same gametype as Winner's Bracket or change to a different gametype.
  - Play the same "Best of" as Winner's Bracket or you can change to something else.
  - Gametype Options are the same in Loser's Bracket as in Winner's Bracket.

Gametype (Loser's Bracket)

Best Of (Loser's Bracket)  Same As Winner's Bracket  1  3  5  7  9

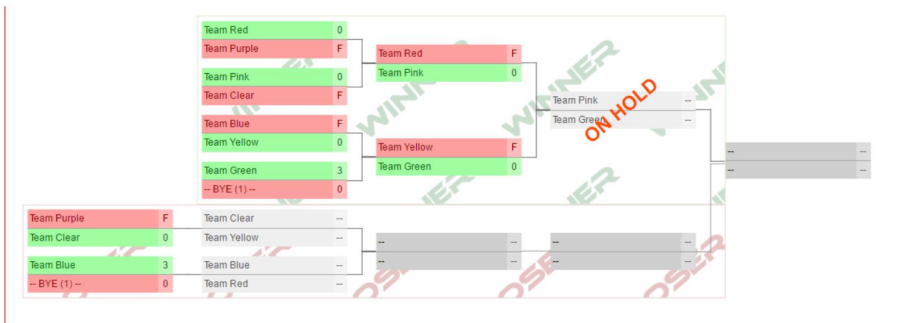
*Example: Winner's Bracket is Best of 5 - 501 OI/OO & Loser's Bracket is 1 game - Cricket/200.*

- Balance Match Progression

Balance Match Progression

- When this box is checked the winner's side of the bracket can only play one round ahead of the loser's side.

*When Balance Match Option is in use the Winner's Bracket is on Hold until the Loser's Bracket catches up!*



- Additional Info Box

- Place any additional information in this area.
- During the tournament the players will be able to view the information shared in this box by clicking "View Notes".

Additional Info

*\* Players can view from "View notes" if TLC provided the shared bracket link.*

***\*Once set up is finished click on the save button at the bottom of the screen on left side.***

- Adding/Editing Players/Teams

- All participating players must have a valid Ranked Play email registered with BullShooterLive.com.
- A registration link is created with each tournament. This can be shared with potential participants.
- Players can register from the link and be added to the bracket through the "Pending Registrants".
- Players can be manually added to the bracket by clicking the "+" and typing in the qualifying email.
- Additionally players can be added in bulk if preferred to copy and paste multiple emails at one time.
- A red "X" will display at the end of an invalid email.
- When finished entering teams and names click SAVE.

If needed, here is a registration form that can be used for this tournament:  
<http://tournamentleader.net/register/5pn7xr9g> ← Registration Link to share

Pending Registrants Bulk Add Players Preview Bracket

*Potential Participants from the shared registration link display here.*

Pending Registrants

Show 10 entries Search:

<input type="checkbox"/> Add	Hotbutton Name	Name	Phone Number	Ranked Email	Payment Email
<input type="checkbox"/>	Koty Colombe	Koty Colombe	815-555-5555	[Redacted]	[Redacted]
<input type="checkbox"/>	Maggie Caruso	Maggie Caruso	815-555-5555	[Redacted]	[Redacted]
<input type="checkbox"/>	Rosie Simpson	Rosie Simpson	815-555-5555	[Redacted]	[Redacted]

Showing 1 to 3 of 3 entries Previous 1 Next

Cancel Confirm

If needed, here is a registration form that can be used for this tournament:  
<http://tournamentleader.net/register/5pn7xr9g>

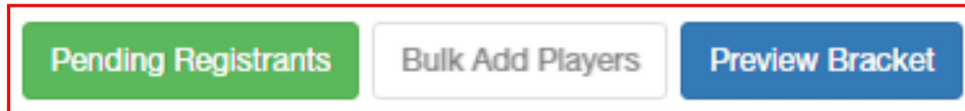
Edit/Remove Player → 7/8

1	Team Pink (PHIL PINK / CHAD PINK)	[Edit] [Remove]
2	Team Purple (PHIL PURPLE / CHAD PURPLE)	[Edit] [Remove]
3	Team Red (PHIL RED / CHAD RED)	[Edit] [Remove]
4	Team Yellow (PHIL YELLOW / CHAD YELLOW)	[Edit] [Remove]
5	Team Green (PHIL GREEN / CHAD GREEN)	[Edit] [Remove]
6	Team Blue (PHIL BLUE / CHAD BLUE)	[Edit] [Remove]
7	Team Clear (PHIL CLEAR / CHAD CLEAR)	[Edit] [Remove]
8		[Add]

*\* Events can be previewed when they're more than half filled.*

- Preview Bracket

- The preview gives a glimpse of what the bracket will look like.
- Pressing the Back button will allow additional edits to be made to the tournament and the participants.
- Pressing Send will lock in the tournament and send the information to the G3's and will be available to play at the selected start date & time.



*Preview what the bracket could potentially look like*



- Additional TLC Features

- The Public Link can be shared with the participants to view the bracket.
- If in the event an error was made; the TLC can cancel the tournament.



*These are the additional notes the TLC can add; anyone with the shared bracket view link will see these notes.*

*This should only be done in rare cases and before anyone begins play.*

*Share this link; anyone with this link can view the bracket progression.*

- Forfeiting Matches

- Matches can be forfeited if necessary.
- Left click on the match in question (see Fig. 1).
- Click on the Red Button "Forfeit Team" (see Fig. 2).
- Select the Team to Forfeit – in this case we will choose Team Pink (see Fig. 3).
- You will get a warning that this cannot be undone if you click on OK (see Fig. 4).
- Team Blue will move on to the next round of the Winner's Bracket and Team Pink will move to the Loser's Bracket (see Fig. 5).



Fig. 1

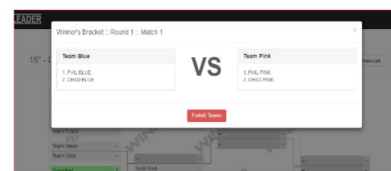


Fig. 2

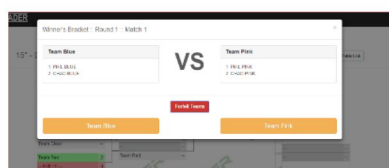


Fig. 3

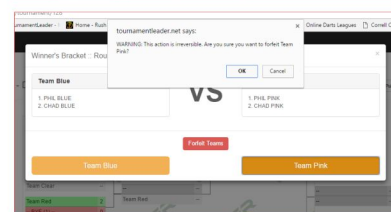


Fig. 4

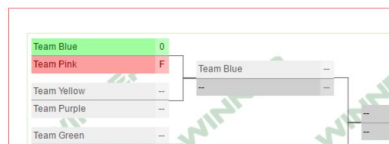


Fig. 5

- Checking Match Stats

- Review game stats as the tournament progress.

Team Red	0		
Team Yellow	3		
Team Purple	3		
Team Clear	2		
Team Pink	3		
Team Blue	0		
Team Green	3		
-- BYE (1) --	0		

Team Red	3	Team Red	0
Team Clear	0	Team Pink	F
Team Blue	3	Team Blue	0
-- BYE (1) --	0	Team Yellow	F

Clicking on the match will bring up the stats viewer as shown below.

Winner's Bracket - Round 1 - Match 3

Game 1		Game 2		Game 3	
PHIL PINK	CHAD PINK	501 O/D	PHIL BLUE	CHAD BLUE	
477	451	Points	501	415	
12	8	Darts	10	8	
5	4	Round	4	4	
39.75 / 95.40	56.38 / 112.75	PPD/PPR	50.10 / 125.25	51.88 / 103.75	
0	0	Dart Out	0	0	
0	0	Round Out	0	0	
1	1	3 in a Bed	0	1	
0	0	Hot Tracks	2	0	
1	0	Low Tons	0	1	
2	2	High Tons	1	1	
1	1	Top 80	0	0	
180	180	Max Ton	151	171	

- Review Tournament Results

- After the tournament is complete you can view the list of players and where they placed in the bracket overall.
- Verify any stats at this point and view the completed bracket.

Clicking on this eye toggles on or off the option of allowing the public to continue to view the bracket after its completion. (The shared link would then be turned off if this eye is red).

Ranking	Name
1	Maggie Caruso
2	Mark Buckley
3	Rosie Simpson
4	Elroy Proud
5	Fred Griffin
5	Carmen Lotus
6	Adolf Linkler
6	Shane OShea
7	Sandy Gomez
7	Marlo Aran
7	Barbie Skelton
7	Koty Colombe
8	Steven Stevelis

Tournament Information	
Name	32 chart - singles restart
GameType	Cricket / 200, 501 O/D, Cricket / 200
Elimination	Double Elimination
Team Type	Singles
Start Date	November 16, 2016 2:20 PM
Size	32
Darthead	15